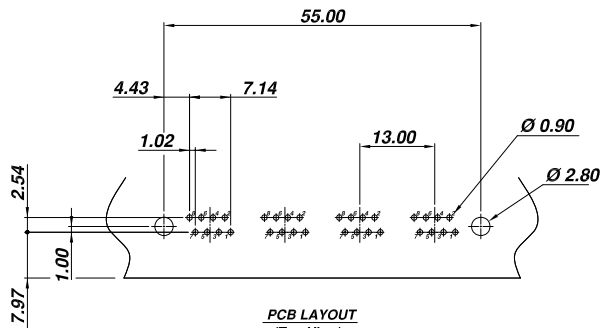
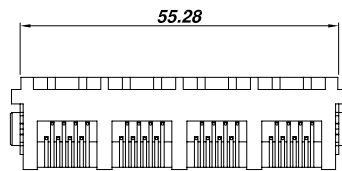
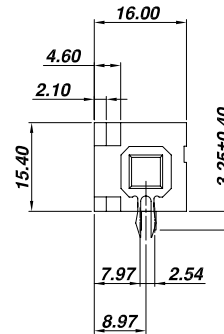
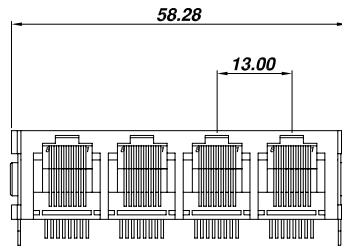


RoHS Compliant



PCB LAYOUT
(Top View)

SPECIFICATION :

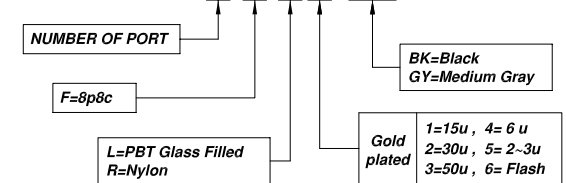
1. Electrical Char.

Insulation Resistance : 500M-Ohm Min. 500V DC. for 1 minute.
 Contact Resistance : 30milli-Ohm Max.
 Rating Current : 1.5A Max.
 Rating Voltage : 150V AC.
 Dielectric Voltage : 1,000 Vrms at 1MA 60 Sec. Min.

2. Physical char.

Housing (Option) : For Waving Soldering Process
 PBT Glass Filled (UL 94V-0), Soldering Temperature: 235°C for 5 Sec.
 Nylon (UL 94V-0), Soldering Temperature: 260°C for 5 Sec.
 Color : Black / Medium Gray Color
 Spring Wire :
 0.45mm Dia. Phosphor bronze Gold Plating Over Nickel
 Temperature Range : - 40°C / +85°C
 Durability : 750 Mating cycles Min.

AJ-030S-4-F-XX-XX-M



ALLSUN CORPORATION

9FL, NO. 292 SEC. 7 CHENG TEH ROAD, TAIPEI TAIWAN.
 E - mail Address : allsun @ globalsources. com

TITLE 1x4 8 Positions
 RJ11 or RJ12 SIDE ENTRY PCB GANG JACK
 UL & cUL FILE NO. E131820

**MODULAR JACKS ASSY FOR
 AJ-030S-4-F-XX-XX-M**

SCALE SIZE DWG. NO. 9680 SERIES

DWG. NO.

AST030A22-1

NOT SCALED DRAWING	TOLERANCE UNLESS OTHERWISE NOTICE	INCH	MM	DR.	DATE
	LINEAR	.00±0.01 .000±0.005 .0000±0.002	.00±0.25 .000±0.13 .0000±0.05	Steven CK'D Johnn APP'D Billy	MAY-31 '13 MAY-31 '13 MAY-31 '13
	ANGLE +0° 30'	RADII	+0.45 -0.15		