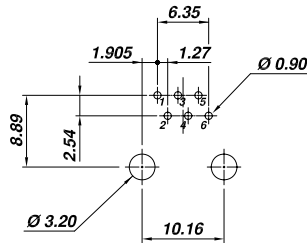
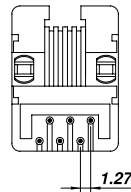
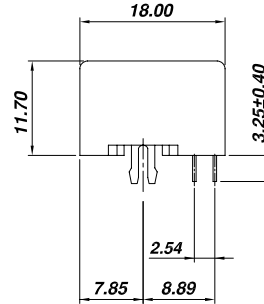
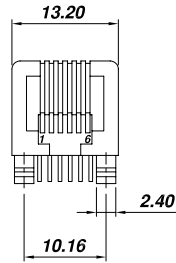


RoHS Compliant



PCB LAYOUT
(Top View)

SPECIFICATION :

1. Electrical Char.

Insulation Resistance : 500M-Ohm Min. 500V DC. for 1 minute.
 Contact Resistance : 30milli-Ohm Max.
 Rating Current : 1.5A Max.
 Rating Voltage : 150V AC.
 Dielectric Voltage : 1,000 Vrms at 1MA 60 Sec. Min.

2. Physical char.

Housing (Option) : For Waving Soldering Process
 PBT Glass Filled (UL 94V-0),Soldering Temperature:235°C for 5 Sec.
 Nylon (UL 94V-0),Soldering Temperature:260°C for 5 Sec.
 Color : Black Color
 Spring Wire :
 0.45mm Dia Phosphor Bronze Gold Plating Over Nickel
 Temperature Range : - 40°C / +85°C
 Durability : 750 Mating cycles Min.

AJ-019-6-X-XX

B=6p2c, C=6p4c
D=6p6c

L=PBT Glass Filled
R=Nylon

Gold plated
1=15u, 4= 6 u
2=30u, 5= 2-3u
3=50u, 6= Flash

ALLSUN CORPORATION

9FL,NO.292 SEC.7 CHENG TEH ROAD.TAIPEI TAIWAN.
E - mail Address : allsun @ globalsources. com

TITLE

Very low profile Side Entry PCB Jack
UL & cUL FILE NO. E131820

MODULAR JACKS ASSY FOR

AJ-019-6-X-XX

SCALE SIZE DWG. NO. 9695 SERIES

DWG. NO.

AST019A02-1

NOT SCALED DRAWING	TOLERANCE UNLESS OTHERWISE NOTICE	INCH	MM	DR.	DATE
THIRD ANGLE PROJECTION	LINEAR	MM INCH	.00±0.01 .000±0.005 .0000±0.002	Steven CK'D	MAY-31 '13
	ANGLE +0° 30'	RADII	+0.45 -0.15	John APP'D	MAY-31 '13
				Billy	MAY-31 '13