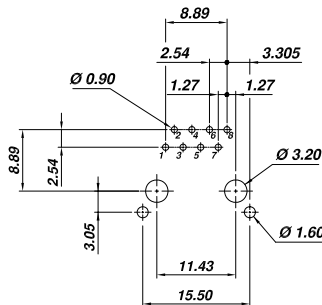
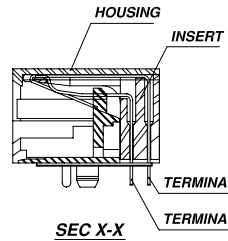
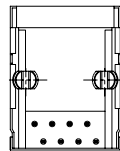
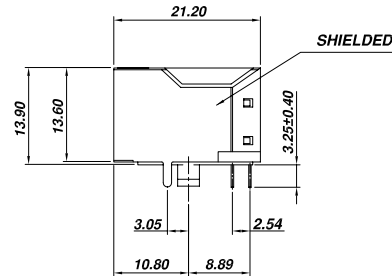
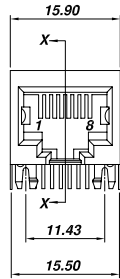



RoHS Compliant

Category 5



PCB LAYOUT  
(Top View)



CATEGORY 5  
PCB LAYOUT

**SPECIFICATION :**

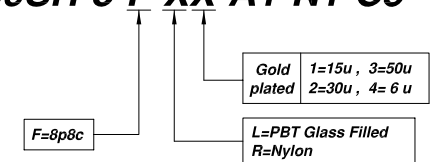
**1. Electrical Char.**

- Insulation Resistance : 500M-Ohm Min. 500V DC. for 1 minute.
- Contact Resistance : 30milli-Ohm Max.
- Rating Current : 1.5A Max.
- Rating Voltage : 150V AC.
- Dielectric Voltage : 1,000 Vrms at 1MA 60 Sec. Min.

**2. Physical char.**

- Housing (Option) : For Waving Soldering Process
  - PBT Glass Filled (UL 94V-0),Soldering Temperature:235°C for 5 Sec.
  - Nylon (UL 94V-0),Soldering Temperature:260°C for 5 Sec.
- Color : Black Color
- Spring Wire :
  - 0.35mm Thickness Phosphor bronze Gold Plating Over Nickel
- Shielded : Brass Plating Nickel
- Temperature Range : - 40°C / +85°C
- Durability : 750 Mating cycles Min.

**AJ-009SH-8-F-XX-A1-N1-C5**



**ALLSUN CORPORATION**

9FL,NO.292 SEC.7 CHENG TEH ROAD.TAIPEI TAIWAN.  
E - mail Address : allsun@globalsources.com

**TITLE**

**RJ45 SIDE ENTRY SHIELDED PCB JACK  
UL & cUL FILE NO. E131820**

**MODULAR JACKS ASSY FOR  
AJ-009SH-8-F-XX-A1-N1-C5**

**SCALE SIZE DWG. NO. 9638-S SERIES**

DWG. NO.

AST009A25-1

NOT SCALED DRAWING	TOLERANCE UNLESS OTHERWISE NOTICE	INCH	MM	DR. <i>Steven</i>	DATE MAY-31 '13
THIRD ANGLE PROJECTION	LINEAR	MM INCH	.00±0.01 .000±0.005 .0000±0.002	CK'D <i>Johnn</i>	MAY-31 '13
MM INCH	ANGLE +0° 30'	RADII	+0.45 -0.15	APP'D <i>Billy</i>	MAY-31 '13