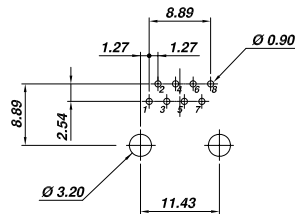
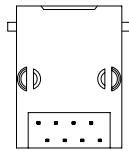
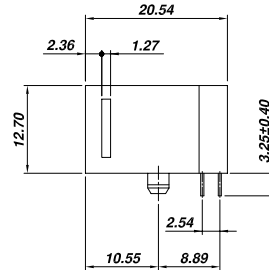
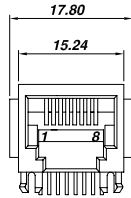


RoHS Compliant



PCB LAYOUT  
(Top View)

**SPECIFICATION :**

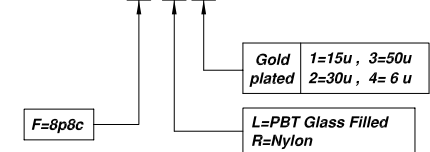
**1. Electrical Char.**

Insulation Resistance : 500M-Ohm Min. 500V DC. for 1 minute.  
 Contact Resistance : 30milli-Ohm Max.  
 Rating Current : 1.5A Max.  
 Rating Voltage : 150V AC.  
 Dielectric Voltage : 1,000 Vrms at 1MA 60 Sec. Min.

**2. Physical char.**

Housing (Option) : For Waving Soldering Process  
 PBT Glass Filled (UL 94V-0),Soldering Temperature:235°C for 5 Sec.  
 Nylon (UL 94V-0),Soldering Temperature:260°C for 5 Sec.  
 Color : Black Color  
 Spring Wire :  
 0.35mm Thickness Phosphor bronze Gold Plating Over Nickel  
 Temperature Range : - 40°C / +85°C  
 Durability : 750 Mating cycles Min.

**AJ-009-8-F-XX**



**ALLSUN CORPORATION**

9FL,NO.292 SEC.7 CHENG TEH ROAD.TAIPEI TAIWAN.  
 E - mail Address : [allsun@globalsources.com](mailto:allsun@globalsources.com)

TITLE

**RJ45 SIDE ENTRY PCB JACK  
 UL & cUL FILE NO. E131820**

**MODULAR JACKS ASSY FOR  
 AJ-009-8-F-XX**

**SCALE SIZE DWG. NO. 9638 SERIES**

DWG. NO.

**AST009B01-1**

NOT SCALED DRAWING	TOLERANCE UNLESS OTHERWISE NOTICE	INCH	MM	DR.	DATE
	LINEAR	$\frac{MM}{INCH}$	$\frac{MM}{INCH}$	<i>Steven</i>	MAY-31 '13
		$\frac{MM}{INCH}$	$\frac{MM}{INCH}$	<i>Johnn</i>	MAY-31 '13
	ANGLE +0° 30'	RADII	$\frac{MM}{INCH}$	<i>Billy</i>	MAY-31 '13